

**ESE HOSPITAL REGIONAL DE DUITAMA
EJECUCION PRESUPUESTAL INGRESOS MARZO 2018**


Código	CONCEPTO	Presupuesto						Reconocimientos			Recaudos			Saldo de Apropriacion	Cuentas por Cobrar
		Inicial	Trasladados		Modificaciones		Definitivo	Meses Anteriores	Del Mes	Total	Meses Anteriores	Del Mes	Total		
			Adicion	Reduccion	Adicion	Reduccion									
1	TOTAL INGRESOS	33.777.290.440	0	0	11.866.681.230	0	45.643.971.670	10.399.418.655	4.620.676.885	15.020.095.540	4.865.388.153	1.900.309.548	6.765.697.701	30.623.876.130	8.254.397.839
1.0	DISPONIBILIDAD INICIAL	0	0	0	239.784.683	0	239.784.683	0	239.784.683	239.784.683	0	239.784.683	239.784.683	0	0
1.0.01	CAJA	0	0	0	12.295.406	0	12.295.406	0	12.295.406	12.295.406	0	12.295.406	12.295.406	0	0
1.0.02	BANCOS	0	0	0	227.489.277	0	227.489.277	0	227.489.277	227.489.277	0	227.489.277	227.489.277	0	0
1.1	INGRESOS CORRIENTES	33.733.626.051	0	0	33.733.626.051	0	33.733.626.051	6.479.910.527	3.520.725.291	10.000.635.818	945.880.025	800.357.954	1.746.237.979	23.732.990.233	8.254.397.839
1.1.02	NO TRIBUTARIOS	33.733.626.051	0	0	33.733.626.051	0	33.733.626.051	6.479.910.527	3.520.725.291	10.000.635.818	945.880.025	800.357.954	1.746.237.979	23.732.990.233	8.254.397.839
1.1.02.04	OPERACIONALES	33.733.626.051	0	0	33.733.626.051	0	33.733.626.051	6.479.910.527	3.520.725.291	10.000.635.818	945.880.025	800.357.954	1.746.237.979	23.732.990.233	8.254.397.839
1.1.02.04.03	VENTA DE SERVICIOS	33.043.357.779	0	0	33.043.357.779	0	33.043.357.779	6.346.257.918	3.455.580.456	9.801.838.374	931.698.286	777.167.983	1.708.866.269	23.241.519.405	8.092.972.105
1.1.02.04.03.05	SERVICIOS DE SALUD	33.043.357.779	0	0	33.043.357.779	0	33.043.357.779	6.346.257.918	3.455.580.456	9.801.838.374	931.698.286	777.167.983	1.708.866.269	23.241.519.405	8.092.972.105
1.1.02.04.03.05.02	REGIMEN CONTRIBUTIVO	5.880.972.521	0	0	5.880.972.521	0	5.880.972.521	1.170.433.690	633.242.275	1.803.675.965	0	5.667.100	5.667.100	4.077.296.556	1.798.008.895
1.1.02.04.03.05.02.01	REG CONTRIBO CAPITADOS	0	0	0	0	0	0	720.450	237.343	957.793	0	0	0	-957.793	957.793
1.1.02.04.03.05.02.03	REG CONTRIB NO CAPITADOS	5.880.972.521	0	0	5.880.972.521	0	5.880.972.521	1.169.713.240	633.004.932	1.802.718.172	0	5.667.100	5.667.100	4.078.254.349	1.797.051.072
1.1.02.04.03.05.04	REGIMEN SUBSIDIADO	20.468.968.102	0	0	20.468.968.102	0	20.468.968.102	3.724.072.638	1.879.649.502	5.603.722.140	768.801.792	677.432.569	1.446.234.361	14.965.245.962	4.157.487.779
1.1.02.04.03.05.04.01	REG SUBSID CAPITADOS	767.444.401	0	0	767.444.401	0	767.444.401	154.050.672	47.041.318	201.091.990	36.955.668	83.093.447	120.048.715	586.352.411	81.043.275
1.1.02.04.03.05.04.03	REG SUBSID NO CAPITADOS	19.681.523.701	0	0	19.681.523.701	0	19.681.523.701	3.570.021.966	1.832.608.184	5.402.630.150	731.846.124	594.339.522	1.326.185.646	14.278.893.551	4.076.444.504
1.1.02.04.03.05.06	ATENCION POBRE A LA POBLACION POBRE EN LD NO CUBIERTO CON SUBSIDIO A LA DEMANDA	155.282.000	0	0	155.282.000	0	155.282.000	184.356.506	59.171.923	243.528.429	0	0	0	-88.246.429	243.528.429
1.1.02.04.03.05.06.01	ATENCION POBRE CAPITADOS	0	0	0	0	0	0	0	0	0	0	0	0	0	0
1.1.02.04.03.05.06.03	ATENCION POBRE NO CAPITADOS	155.282.000	0	0	155.282.000	0	155.282.000	184.356.506	59.171.923	243.528.429	0	0	0	-88.246.429	243.528.429
1.1.02.04.03.05.08	CUOTAS DE RECUPERACION	10.599.174	0	0	10.599.174	0	10.599.174	1.484.497	1.086.868	2.571.365	1.484.497	1.086.868	2.571.365	8.027.809	0
1.1.02.04.03.05.10	COPAGOS Y CUOTAS MODERADORAS	321.863.777	0	0	321.863.777	0	321.863.777	48.975.089	104.410.997	153.386.086	48.975.089	36.940.737	85.915.825	168.477.891	67.470.280
1.1.02.04.03.05.12	SEGURO OBLIGATORIO DE ACCIDENTES DE TRANSITO SOAT	1.382.066.974	0	0	1.382.066.974	0	1.382.066.974	220.712.216	195.713.856	416.426.072	0	45.000	45.000	965.640.902	416.381.072
1.1.02.04.03.05.14.01	FONDO DE SOLIDARIDAD Y GARANTIAS	193.859.769	0	0	193.859.769	0	193.859.769	45.843.900	35.454.600	81.298.500	0	0	0	112.561.269	81.298.500
1.1.02.04.03.05.14.03	EVENTOS CATASTROFICOS Y ACCIDENTES DE TRANSITO ECAT	0	0	0	0	0	0	0	0	0	0	0	0	0	0
1.1.02.04.03.05.16	PLAN DE INTERVENCIONES COLECTIVAS (PIC)	32.924.687	0	0	32.924.687	0	32.924.687	16.614.250	0	16.614.250	0	0	0	16.310.437	16.614.250
1.1.02.04.03.05.18	REGIMENES ESPECIALES	1.837.950.440	0	0	1.837.950.440	0	1.837.950.440	398.013.351	272.845.103	670.858.454	0	0	0	1.167.091.986	670.858.454
1.1.02.04.03.05.98	OTROS SERVICIOS DE SALUD	2.758.870.335	0	0	2.758.870.335	0	2.758.870.335	535.751.781	274.005.332	809.757.113	112.438.908	55.995.709	168.432.617	1.948.113.222	641.324.496
1.1.02.04.03.05.98.05	INSTITUCIONES PRESTADORAS DE SERVICIOS DE SALUD IPS	1.431.472.369	0	0	1.431.472.369	0	1.431.472.369	261.878.734	102.357.990	364.234.724	0	0	0	1.067.237.645	364.234.724
1.1.02.04.03.05.98.07	PARTICULARES	680.450.000	0	0	680.450.000	0	680.450.000	126.768.006	55.586.159	182.354.167	112.391.908	50.418.309	162.810.217	498.095.833	19.543.950
1.1.02.04.03.05.98.11	ENTES TERRITORIALES	16.923.407	0	0	16.923.407	0	16.923.407	9.366.677	5.569.050	14.935.727	0	0	0	1.987.680	14.935.727
1.1.02.04.03.05.98.98	OTROS SERVICIOS DE SALUD NO ESPECIFICADOS	630.024.559	0	0	630.024.559	0	630.024.559	137.740.362	110.492.133	248.232.495	45.000	5.577.400	5.522.400	381.792.064	242.610.095
1.1.02.05	APORTES	0	0	0	0	0	0	0	0	0	0	0	0	0	0
1.1.02.05.01	Aportes Patronales	0	0	0	0	0	0	0	0	0	0	0	0	0	0
1.1.02.05.05	APORTES DE OTRAS ENTIDADES	0	0	0	0	0	0	0	0	0	0	0	0	0	0
1.1.02.05.05.03	DEL NIVEL DEPARTAMENTAL	0	0	0	0	0	0	0	0	0	0	0	0	0	0
1.1.02.05.05.03.01	DEL NIVEL CENTRAL DEPARTAMENTAL	0	0	0	0	0	0	0	0	0	0	0	0	0	0
1.1.02.05.05.03.01.98	OTRAS APORTES DEL NIVEL CENTRAL DEPARTAMENTAL	0	0	0	0	0	0	0	0	0	0	0	0	0	0
1.1.02.04.07	ARRENDAMIENTOS	359.130.053	0	0	359.130.053	0	359.130.053	121.862.692	60.186.346	182.049.038	12.126.500	22.708.260	34.834.750	177.061.015	147.214.268
1.1.02.04.13	APROVECHAMIENTOS	331.138.219	0	0	331.138.219	0	331.138.219	11.789.917	4.958.489	16.748.406	2.055.239	481.721	2.536.960	314.389.813	14.211.446
1.2	RECURSOS DE CAPITAL	43.664.389	0	0	43.664.389	0	43.664.389	3.919.508.128	860.166.911	4.779.675.039	3.919.508.128	860.166.911	4.779.675.039	6.890.885.897	0
1.2.02	OTROS RECURSOS DE CAPITAL	43.664.389	0	0	43.664.389	0	43.664.389	3.919.508.128	860.166.911	4.779.675.039	3.919.508.128	860.166.911	4.779.675.039	6.890.885.897	0
1.2.02.01	RECURSOS DEL BALANCE	0	0	0	11.626.896.547	0	11.626.896.547	3.916.940.377	856.625.721	4.773.566.098	3.916.940.377	856.625.721	4.773.566.098	6.853.330.449	0
1.2.02.01.01	RECUPERACIONES DE CARTERA	0	0	0	11.626.896.547	0	11.626.896.547	3.916.940.377	856.625.721	4.773.566.098	3.916.940.377	856.625.721	4.773.566.098	6.853.330.449	0
1.2.02.01.01.98	OTRAS RECUPERACIONES DE CARTERA	0	0	0	11.626.896.547	0	11.626.896.547	3.916.940.377	856.625.721	4.773.566.098	3.916.940.377	856.625.721	4.773.566.098	6.853.330.449	0
	OTRAS RECUPER CARTERA SERV DE SALUD	0	0	0	11.285.886.592	0	11.285.886.592	3.898.258.298	509.217.003	4.407.475.301	3.898.258.298	509.217.003	4.407.475.301	6.878.411.291	0
	OTRAS RECUPER CARTERA DIFERENTES A SERV DE SALUD	0	0	0	341.009.955	0	341.009.955	18.682.079	347.408.718	366.090.797	18.682.079	347.408.718	366.090.797	-25.080.842	0
1.2.02.03	RENDIMIENTOS POR OPERACIONES FINANCIERAS	43.664.389	0	0	43.664.389	0	43.664.389	2.567.751	3.541.190	6.108.941	2.567.751	3.541.190	6.108.941	37.555.448	0
1.2.02.03.01	INTERESES	43.664.389	0	0	43.664.389	0	43.664.389	2.567.751	3.541.190	6.108.941	2.567.751	3.541.190	6.108.941	37.555.448	0
1.2.02.03.01.01	PROVENIENTES DE RECURSOS DE LIBRE DESTINACION	43.664.389	0	0	43.664.389	0	43.664.389	2.567.751	3.541.190	6.108.941	2.567.751	3.541.190	6.108.941	37.555.448	0
1.2.02.03.01.01.98	PROVENIENTES DE RECURSOS DE LIBRE DESTINACION	43.664.389	0	0	43.664.389	0	43.664.389	2.567.751	3.541.190	6.108.941	2.567.751	3.541.190	6.108.941	37.555.448	0
	TOTALES	33.777.290.440	0	0	11.866.681.230	0	45.643.971.670	10.399.418.655	4.620.676.885	15.020.095.540	4.865.388.153	1.900.309.548	6.765.697.701	30.623.876.130	8.254.397.839

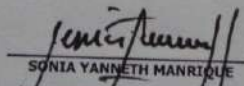
ESE HOSPITAL REGIONAL DE DUITAMA

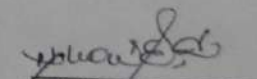
EJECUCION PRESUPUESTAL GASTOS MARZO 2018

Código Contable	Denominación del Numeral Rentístico	Presupuesto					Definitivo	Compromisos			Pagos			Saldo de Apropiación	Cuentas por Pagar
		Inicial	Traslados		Modificaciones			De los Anteriores	Del Mes	Total	Meses Anteriores	Del Mes	Total		
			Adicion	Reduccion	Adicion	Reduccion									
2	GASTOS	33.777.290.440	13.378.972	13.378.972	11.866.681.230	45.643.971.670	24.875.698.512	2.107.576.352	26.983.274.864	4.118.411.320	2.090.998.751	6.209.410.071	18.640.696.806	20.773.864.793	
2.1	GASTOS DE FUNCIONAMIENTO	25.557.473.403	13.378.972	13.378.972	8.787.983.457	34.345.456.860	17.748.985.464	1.556.052.922	19.305.038.386	3.714.554.691	1.396.337.894	5.110.892.587	15.040.418.474	14.194.145.799	
2.1.01	GASTOS DE PERSONAL	20.574.154.154			5.165.614.947	25.739.771.101	15.423.092.390	1.428.210.526	16.851.302.916	3.030.608.338	1.142.670.238	4.173.278.574	8.888.468.185	12.678.024.340	
2.1.01.01	SERVICIOS PERSONALES ASOCIADOS A LA NOMINA	4.271.723.155				4.271.723.155	512.660.204	214.370.605	727.030.809	267.703.665	454.662.914	722.366.575	3.544.892.346	4.664.230	
2.1.01.01.01	SUELDO DE PERSONAL DE NOMINA	3.051.037.349				3.051.037.349	390.613.795	178.871.531	569.485.326	194.021.545	373.643.188	567.664.733	3.481.552.623	1.820.593	
2.1.01.01.03	GASTOS DE REPRESENTACION	31.759.560				31.759.560	4.453.060	2.520.600	6.973.660	2.520.600	4.453.060	6.973.660	24.785.900		
2.1.01.01.05	BONIFICACION POR SERVICIOS PRESTADOS	84.890.735				84.890.735	7.290.890		7.290.890	3.767.290	4.023.600	7.290.890	77.090.845		
2.1.01.01.07	BONIFICACION ESPECIAL POR RECREACION	15.671.138				15.671.138	4.116.353	125.000	4.241.353	3.030.486	1.022.067	4.052.553	11.429.785	188.800	
2.1.01.01.13	HORAS EXTRAS Y DIAS FESTIVOS	539.735.627				539.735.627	58.095.482	31.848.428	89.943.910	27.579.822	62.364.088	89.943.910	449.791.717		
2.1.01.01.17	PRIMA DE NAVIDAD	271.044.890				271.044.890							271.044.890		
2.1.01.01.19	PRIMA DE SERVICIOS	124.903.913				124.903.913	2.854.908		2.854.908	1.523.424	602.854	2.126.258	122.049.025	728.650	
2.1.01.01.21	PRIMA DE VACACIONES	130.156.548				130.156.548	33.147.882	1.005.046	34.152.928	24.420.090	8.215.677	32.635.767	96.003.620	1.517.161	
2.1.01.01.23	PRIMA O SUBSIDIO DE ALIMENTACION	2.043.209				2.043.209							2,043,209		
2.1.01.01.33	INDEMNIZACION POR VACACIONES	4.670.190				4.670.190							4,670,190		
2.1.01.01.98	OTROS SERVICIOS PERSONALES ASOCIADOS A LA NOMINA	15.809.996				15.809.996	11,587,834		11,587,834	10,840,408	338,400	11,178,808	4,222,162	489,026	
2.1.01.02	SERVICIOS PERSONALES INDIRECTOS	14.896.808.663			4.048.612.021	18,945,420,684	14,765,563,316		14,765,563,316	2,691,631,373	613,577,524	3,305,208,897	4,179,857,368	11,460,354,419	
2.1.01.02.03	HONORARIOS PROFESIONALES	282.202.808				282,202,808	217,538,530		217,538,530	63,310,691	19,193,963	82,504,654	64,664,278	125,033,876	
2.1.01.02.06	REMUNERACION POR SERVICIOS TECNICOS	14,604,929,278			4,048,612,021	18,653,541,299	14,548,024,786		14,548,024,786	2,628,320,682	594,383,561	3,222,704,243	4,105,516,313	11,325,320,543	
2.1.01.02.11	REMUNERACION DE APRENDICES	9,676,577				9,676,577							9,676,577		
2.1.01.03	CONTRIBUCIONES INHERENTES A LA NOMINA	1.405.624.336				1.405.624.336	144.868.670	113.005.704	257.874.374	71.273.300	74.429.800	145.703.100	1.147.749.762	112.171.474	
2.1.01.03.01	AL SECTOR PUBLICO	523.731.898				523,731,898	64,828,650	30,394,100	95,222,750	32,001,900	33,291,700	65,293,600	428,509,148	29,929,150	
2.1.01.03.01.01	APORTES PREVISION SOCIAL	333.784.746				333,784,746	41,146,400	19,360,600	60,507,000	20,104,300	21,042,100	41,146,400	273,277,746	19,360,600	
2.1.01.03.01.01.01	FONDO NACIONAL DEL AHORRO	12,558,350				12,558,350							12,558,350		
2.1.01.03.01.01.03	PENSIONES	321,226,396				321,226,396	41,146,400	19,360,600	60,507,000	20,104,300	21,042,100	41,146,400	260,719,396	19,360,600	
2.1.01.03.01.01.03.03	COLPENSIONES	321,226,396				321,226,396	41,146,400	19,360,600	60,507,000	20,104,300	21,042,100	41,146,400	260,719,396	19,360,600	
2.1.01.03.01.03	APORTES PARAFOCALES	189,947.152				189,947,152	23,682,250	11,033,500	34,715,750	11,897,600	12,249,600	24,147,200	135,231,402	10,568,558	
2.1.01.03.01.03.01	SERVICIO NACIONAL DE APRENDIZAJE SENA	75,980.407				75,980,407	9,473,560	4,412,000	13,885,560	4,759,700	4,900,300	9,660,000	62,094,847	4,225,980	
2.1.01.03.01.03.03	INSTITUTO COLOMBIANO DE BIENESTAR FAMILIAR- ICBF-	113,966.745				113,966,745	14,208.690	6,621,500	20,830.190	7,137,900	7,348,300	14,487,200	93,136,555	6,342,990	
2.1.01.03.01	AL SECTOR PRIVADO	881.892.438				881,892,438	80,400,220	82,611,604	162,651,824	39,271,400	41,138,100	80,409,500	719,240,614	82,242,324	
2.1.01.03.03.01	APORTES PREVISION SOCIAL	659,205,219				659,205,219	51,294,900	68,760,204	120,055,104	25,241,200	26,053,700	51,294,900	529,150,125	88,760,204	
2.1.01.03.03.01.01	FONDOS DE CESANTIAS	327,180,867				327,180,867							327,180,867		
2.1.01.03.03.01.03	FONDOS DE PENSIONES	82,530.190				82,530,190	12,964,800	6,228,000	19,192,800	6,439,100	6,525,700	12,964,800	44,406,404	44,406,404	
2.1.01.03.03.01.03.02	EMPRESAS PROMOTORAS DE SALUD	249,494.162				249,494,162	38,330.100	18,125.800	56,455.900	18,802.100	19,528.000	38,330.100	153,038.262	18,125.800	
2.1.01.03.03.02	ADMINISTRADORA DE RIESGOS PROFESIONALES	70,741.642				70,741,642	9,801.900	5,031.000	14,832.900	4,514.500	5,287.400	9,801.900	55,908.742	5,031.000	
2.1.01.03.03.03	APORTES PARAFISCALES A LAS CAJAS DE COMPENSACION	151,945.577				151,945,577	18,943,420	8,820,400	27,763,820	9,515,700	9,297,000	19,312,700	124,181,757	8,451,128	
2.1.01.93	PAGOS VIGENCIAS ANTERIORES				1.117.002.926	1.117.002.926		1.100.834.217	1.100.834.217				16,168,709	1,100,834,217	
2.1.02	GASTOS GENERALES	3.828.704.209	13.378.972	13.378.972	3.126.147.284	6.954.851.493	2.171.714.937	127.451.775	2.299.166.712	529.768.216	253.277.037	783.045.253	4.655.684.781	1.538.123.489	
2.1.02.01	ADQUISICION DE BIENES	265.463.565				265,463,565	1,056,723,259	203,220,158	747,184	203,967,352	4,060,380	946,410	852,755,807	198,960,562	
2.1.02.01.01	MATERIALES Y SUMINISTROS	207,239,049				207,239,049	474,478,097	201,540,168	747,184	202,287,352	4,060,380	946,410	5,006,790	187,280,562	
2.1.02.01.03	COMPRA DE EQUIPO	58,224.516				58,224,516							58,224,516		
2.1.02.02	ADQUISICION DE SERVICIOS	3,431,164,324	13,378,972	13,378,972	1,711,433,339	5,142,597,703	1,965,309,399	41,181,863	2,006,491,264	523,423,266	166,413,119	689,836,385	3,126,106,438	1,316,454,879	
2.1.02.02.01	CAPACITACION	11,441,849				11,441,849	178,500	167,000	345,500	178,500			178,500	167,000	
2.1.02.02.03	VIAJES Y GASTOS DE VIAJE	8,544,410			5,362,940	13,907,350	1,102,857	296,318	1,399,175	102,857	296,318	389,175	12,008,175	1,000,000	
2.1.02.02.06	COMUNICACIONES Y TRANSPORTE	23,849,388			10,221,166	34,070,554	13,110,300	716,800	13,827,100	824,300	1,610,300	20,243,454	12,216,800		
2.1.02.02.07	SERVICIOS PUBLICOS	388,167,304			149,389,100	537,556,404	153,629,687	35,982,110	189,611,797	78,163,749	42,038,666	120,202,415	347,944,607	88,420,382	
2.1.02.02.09	SEGUROS	201,918,534				201,918,534	199,846,084		199,846,084	194,546,432	946,800	195,493,232	3,072,450	4,302,832	

Código Contable	Denominación del Numeral Rentístico	Presupuesto				Compromisos			Pagos			Saldo de Apropiación	Cuentas por Pagar		
		Inicial	Traslados		Modificaciones		Definitivo	Meses Anteriores	Del Mes	Total	Meses Anteriores			Del Mes	Total
			Adición	Reducción	Adición	Reducción									
2.1.02.02.11	PUBLICIDAD	2.234.328			5.213.432		7.447.760	500.000		500.000			6.947.760	500.000	
2.1.02.02.13	IMPRESOS Y PUBLICACIONES	71.295.876			47.530.584		118.826.460	70.000.000		70.000.000			48.826.460	68.534.900	
2.1.02.02.15	MANTENIMIENTO	1.689.507.389			593.432.541		2.282.939.930	561.455.681	8.343.841	569.799.522	4.465.109	4.465.109	15.332.833	1.713.140.408	
2.1.02.02.17	VIGILANCIA	207.394.569			207.394.569		414.789.137	193.339.932		30.731.727	65.043.282	95.775.009	221.499.205	354.066.890	
2.1.02.02.19	ASEO	611.447.170			611.447.170		1.222.894.340	575.873.700	-4.519.123	571.354.577	185.255.995	51.171.750	736.427.745	97.554.523	
2.1.02.02.21	ARRENDAMIENTOS	25.996.439	7.690.107		40.000.000		73.688.546	33.012.000		33.012.000		7.502.000	106.427.745	134.926.852	
2.1.02.02.23	COMISIONES INTERESES Y DEMAS GASTOS BANCARIOS Y FIDUCIARIOS	3.941.288					3.941.288	160.364	194.919	355.283	160.364	194.919	355.283	40.676.546	
2.1.02.02.25	SISTEMATIZACION	165.767.516		13.378.972	41.441.878		193.830.422	152.368.544		152.368.544	11.935.224		11.935.224	25.510.000	
2.1.02.02.27	BIENESTAR SOCIAL	11.433.126					11.433.126							3.586.905	
2.1.02.02.98	OTRAS ADQUISICIONES DE SERVICIOS	8.723.138	5.688.865				14.412.003	10.711.750		10.711.750				41.441.878	
2.1.02.03	IMPUESTOS Y MULTAS	132.076.320			44.025.439		176.101.759	3.185.370	85.522.726	88.708.096	267.750	32.000	299.750	148.453.320	
2.1.02.93	PAGO DE VIGENCIAS ANTERIORES				579.428.772		579.428.772				2.284.570	85.917.508	88.202.078	87.393.463	
2.1.03	TRANSFERENCIAS CORRIENTES	1.154.613.040			496.221.226		1.650.834.266	154.178.137	390.621	154.568.758	154.178.137	390.621	154.568.758	506.018	
2.1.03.98	OTRAS TRANSFERENCIAS	1.154.613.040			496.221.226		1.650.834.266	154.178.137	390.621	154.568.758	154.178.137	390.621	154.568.758	70.823.869	
2.1.03.98.05	CUOTA DE AUDIENCIA	70.823.869					70.823.869								
2.1.03.98.07	SENTENCIAS Y CONCILIACIONES	1.079.163.679			495.721.226		1.574.884.905	153.396.895		153.396.895			153.396.895	1.421.488.010	
2.1.03.98.98	OTRAS TRANSFERENCIAS	4.625.492			5.000.000		5.125.492	781.242	390.621	1.171.863	781.242	390.621	1.171.863	3.953.629	
2.2	GASTOS DE OPERACION	8.219.817.037			2.357.811.589		10.577.628.626	7.126.713.048	229.652.578	7.356.365.626	403.856.629	372.790.003	776.646.632	3.221.263.000	
2.2.01	GASTOS DE COMERCIALIZACION	8.219.817.037			2.357.811.589		10.577.628.626	7.126.713.048	229.652.578	7.356.365.626	403.856.629	372.790.003	776.646.632	6.579.718.994	
2.2.01.01	COMPRA DE BIENES PARA LA VENTA	7.139.340.385					7.139.340.385	6.138.913.048	-2.769.826	6.136.143.222	335.239.233	556.000	335.795.233	1.003.197.183	
2.2.01.01.01	COMPRES E IMPORTACIONES	2.144.096.739					2.144.096.739	2.046.730.000	-555	2.046.729.445	157.124.569		157.124.569	97.387.294	
2.2.01.01.01.01	COMPRA DE MEDICAMENTOS	2.144.096.739					2.144.096.739	2.046.730.000	-555	2.046.729.445	157.124.569		157.124.569	1.889.604.876	
2.2.01.01.07	MATERIALES MANTENIMIENTO Y OTROS	3.275.309.996					3.275.309.996	2.968.219.800	-2.769.271	2.965.450.529	119.041.779		309.858.467	2.846.408.750	
2.2.01.01.07.01	MATERIAL MEDICO QUIRURGICO	3.275.309.996					3.275.309.996	2.968.219.800	-2.769.271	2.965.450.529	119.041.779		309.858.467	2.846.408.750	
2.2.01.01.98	OTRAS COMPRAS DE BIENES PARA LA VENTA	1.719.933.650					1.719.933.650	1.123.963.248		1.123.963.248	59.072.885	556.000	59.628.885	1.064.334.363	
2.2.01.03	COMPRA DE SERVICIOS PARA LA VENTA	1.060.476.652					1.060.476.652	987.800.000	-11.682.604	976.117.396	68.617.396	128.128.995	196.746.291	104.359.256	
2.2.01.03.98	OTRAS COMPRAS DE SERVICIOS PARA LA VENTA	1.060.476.652					1.060.476.652	987.800.000	-11.682.604	976.117.396	68.617.396	128.128.995	196.746.291	779.371.005	
2.2.01.93	PAGO DE VIGENCIAS ANTERIORES														
2.3	GASTOS DE INVERSION				2.357.811.589		2.357.811.589		244.105.008	244.105.008			244.105.008	104.359.256	
2.3.01	INFRAESTRUCTURA				720.886.184		720.886.184		321.870.852	321.870.852			321.870.852	779.371.005	
2.3.01.01	INFRAESTRUCTURA PROPIA DEL SECTOR				365.822.890		365.822.890							365.822.890	
2.3.01.01.01	CONSTRUCCION INFRAESTRUCTURA PROPIA DEL SECTOR				365.822.890		365.822.890							365.822.890	
2.3.01.01.01.53	HOSPITALES, PUESTOS Y CENTROS DE SALUD				365.822.890		365.822.890							365.822.890	
2.3.02	DOTACION				365.822.890		365.822.890							365.822.890	
2.3.02.01	EQUIPOS, MATERIALES, SUMINISTROS Y SERVICIOS PROPIOS DEL SECTOR				27.692.500		27.692.500							27.692.500	
2.3.02.01.01	ADQUISICION Y/O PRODUCCION DE EQUIPOS, MATERIALES Y SERVICIOS PROPIOS DEL SECTOR				27.692.500		27.692.500							27.692.500	
2.3.02.01.01.13	DOTACION DE HOSPITALES, CENTROS DE SALUD Y PUESTOS DE SALUD				27.692.500		27.692.500							27.692.500	
2.3.02.01.01.93	PAGO DE VIGENCIAS ANTERIORES														
TOTALES		33.777.290.440	13.378.972	13.378.972	11.866.661.230		45.643.971.670	24.875.698.512	2.107.576.352	26.983.274.864	4.118.411.330	2.090.998.751	6.209.410.071	18.980.696.906	


 FLOR ALICIA CARDENAS P.
 GERENTE


 SONIA YANNETH MANRIQUE
 SUBGERENTE ADMINISTRATIVO


 NOHORA RIVERA MARIÑO
 TECNICO ADMINISTRATIVO